


COPYRIGHT, 1925, BY THE

Westinghouse Traction Brake Company

Pittsburgh, Pa., U. S. A.



Conductor's Valves

Part Catalog No. T 3516-5

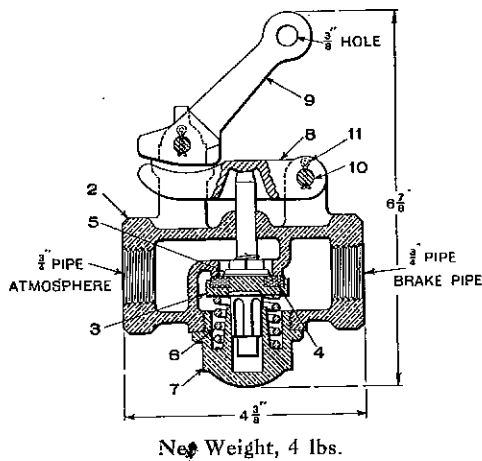
June, 1925

(SUPERSEDING ISSUE OF AUGUST, 1922)

B-3-A CONDUCTOR'S VALVE

This Conductor's Valve is standard and regularly furnished with complete automatic and semi-automatic traction brake equipments. It is of the non-self-closing poppet-valve type, which, when opened, must be closed by hand.

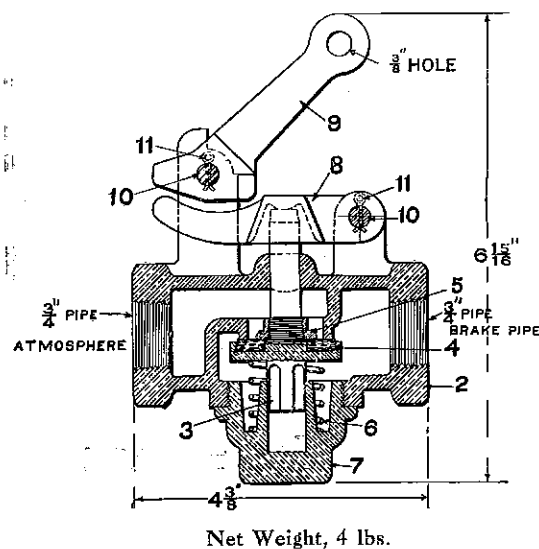
Piece No. 51497. B-3-A Conductor's Valve, complete



Pc. No.	Ref. No.	Description
51539	2	Body
1735	3	Vent Valve, complete (includes 4 and 5)
72433	4	Rubber seat
1738	5	Valve Nut
*7448	6	Vent Valve Spring
51550	7	Cap Nut
13574	8	Valve Lever
13575	9	Operating Lever
44197		Cottered Rivet (includes 10 and 11) (2 Req'd)
13576	10	5/16"x1" Oval Head Rivet (2 Req'd)
2958	11	Cotter for Rivet (2 Req'd)

B-3 CONDUCTOR'S VALVE

This Conductor's Valve is no longer standard, being superseded by the B-3-A, and is listed only for convenience in ordering repair parts. It is of the non-self-closing poppet-valve type.



Piece No. 16570. B-3 Conductor's Valve, complete

Pc. No.	Ref. No.	Description
16499	2	Body
16514	3	Vent Valve, complete (includes 4 and 5)
16436	4	Rubber Seat
1794	5	Valve Nut
*7448	6	Valve Spring
5205	7	Cap
13574	8	Valve Lever
13575	9	Operating Lever
44197		Cottered Rivet (includes 10 and 11) (2 Req'd)
13576	10	Rivet (2 Req'd)
2958	11	Cotter (2 Req'd)

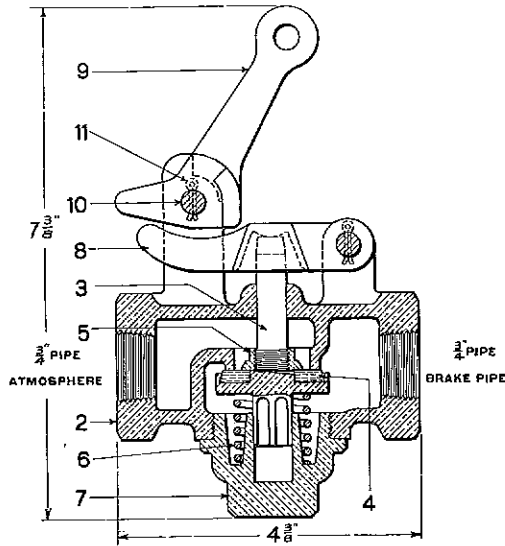
*NOTE—For Spring Identification Table, see page 4.

Prices will be quoted upon application.

Orders must give PIECE NUMBER and NAME of part wanted.

A-3 CONDUCTOR'S VALVE

This Conductor's Valve is of the self-closing poppet-valve type and is furnished only when specified.



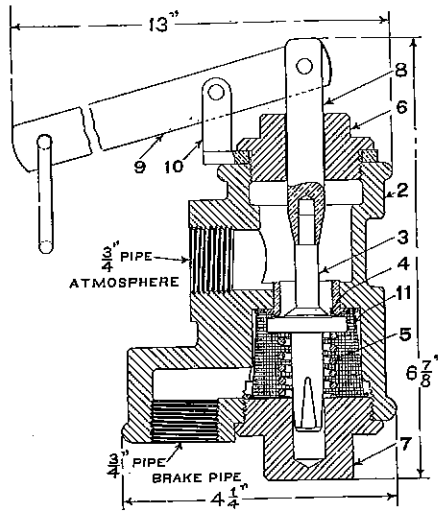
Net Weight, 4 lbs.

Piece No. 17613. A-3 Conductor's Valve,
complete

Pc. No.	Ref. No.	Description
16499	2	Body
16514	3	Vent Valve, complete (includes 4 and 5)
16436	4	Rubber Seat
1794	5	Valve Nut
*7448	6	Valve Spring
5205	7	Cap
13574	8	Valve Lever
14708	9	Operating Lever
44197		Cottered Rivet (includes 10 and 11) (2 Req'd)
13576	10	Rivet (2 Req'd)
2958	11	Cotter (2 Req'd)

A-1 CONDUCTOR'S VALVE

This Conductor's Valve is an old design of the self-closing type, and is listed only for convenience in ordering repair parts.



Net Weight, 6 lbs

Piece No. 4160. A-1 Conductor's Valve,
complete

Pc. No.	Ref. No.	Description
4169	2	Body, bushed
4167	3	Vent Valve, complete (includes 4)
2293	4	Rubber Seat
*4166	5	Valve Spring
4161	6	Upper Cap
4162	7	Lower Cap
4164	8	Extension Stem
4168	9	Lever (includes ring)
8850	10	Lever Bracket
4163	11	Screen

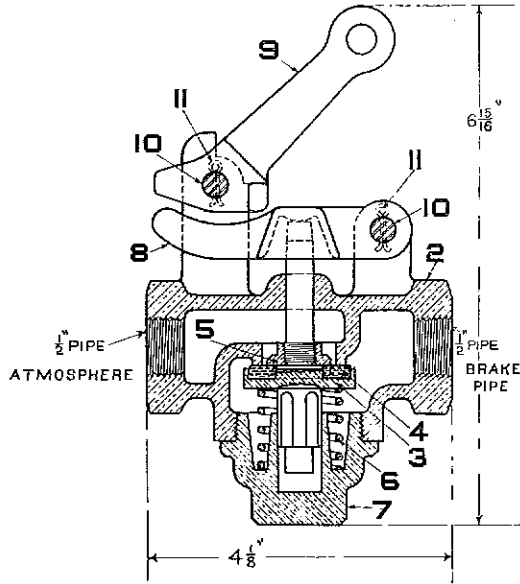
*NOTE—For Spring Identification Table, see page 4.

Prices will be quoted upon application.

Orders must give PIECE NUMBER and NAME of part wanted

B-2 CONDUCTOR'S VALVE

This Conductor's Valve is furnished, when specified, for light traction service. It is of the non-self-closing poppet-valve type, which, when opened, must be closed by hand.



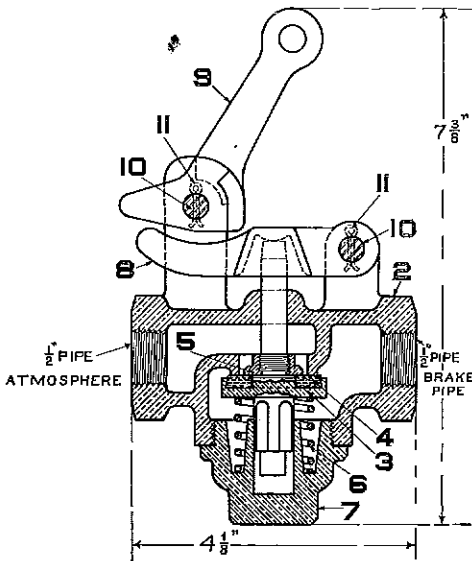
Net Weight, 3 3/4 lbs.

Piece No. 13572. B-2 Conductor's Valve, complete

Pc. No.	Ref. No.	Description
13573	2	Body
8073	3	Vent Valve, complete (includes 4 and 5)
72433	4	Rubber Seat
1738	5	Valve Nut
*7448	6	Valve Spring
5205	7	Cap
13574	8	Valve Lever
13575	9	Operating Lever
44197		Cottered Rivet (includes 10 and 11) (2 Req'd)
13576	10	Rivet (2 Req'd)
2958	11	Cotter (2 Req'd)

A-2 CONDUCTOR'S VALVE

The A-2 Conductor's Valve is of the self-closing poppet-valve type and is furnished only when specified.



Net Weight, 3 3/4 lbs.

Piece No. 14696. A-2 Conductor's Valve, complete

Pc. No.	Ref. No.	Description
13573	2	Body
8073	3	Vent Valve, complete (includes 4 and 5)
72433	4	Rubber Seat
1738	5	Valve Nut
*7448	6	Valve Spring
5205	7	Cap
13574	8	Valve Lever
14708	9	Operating Lever
44197		Cottered Rivet (includes 10 and 11) (2 Req'd)
13576	10	Rivet (2 Req'd)
2958	11	Cotter (2 Req'd)

***SPRING IDENTIFICATION**

The following table is shown to enable railroad storekeepers and air brake men to identify the springs used in the Conductor's Valves cataloged herein. This table does not represent a specification for the springs in question and should not be used as such. As a further assistance to storekeepers, the springs are packed in small lots with a tag attached to each lot bearing the proper piece number.



SPRING IDENTIFICATION

Pc. No.	Out. Dia. "A"	Dia. Wire "B"	Free Height "C"	Actual No. Coils	Material	Name of Spring	Where Used
4166	1 1/2"	.134"	1 1/2"	6	Brass	Valve Spring	A-1 Conductor's Valve
7448	1 3/4"	.134"	1 1/8"	6	Brass	Vent Valve Spring	A-2, A-3, B-2, B-3 and B-3-A Conductor's Valves

Prices will be quoted upon application.

Orders must give **PIECE NUMBER** and **NAME** of part wanted.